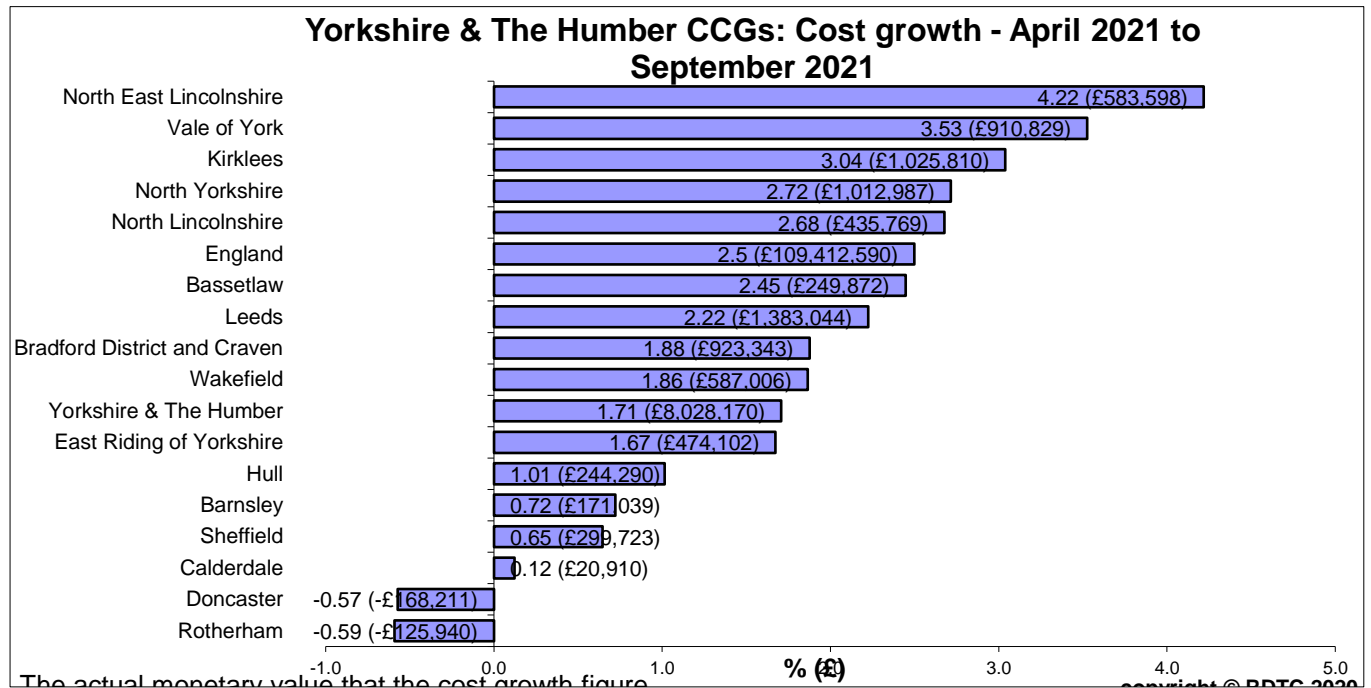


NHS Rotherham CCG Medicine Management Report

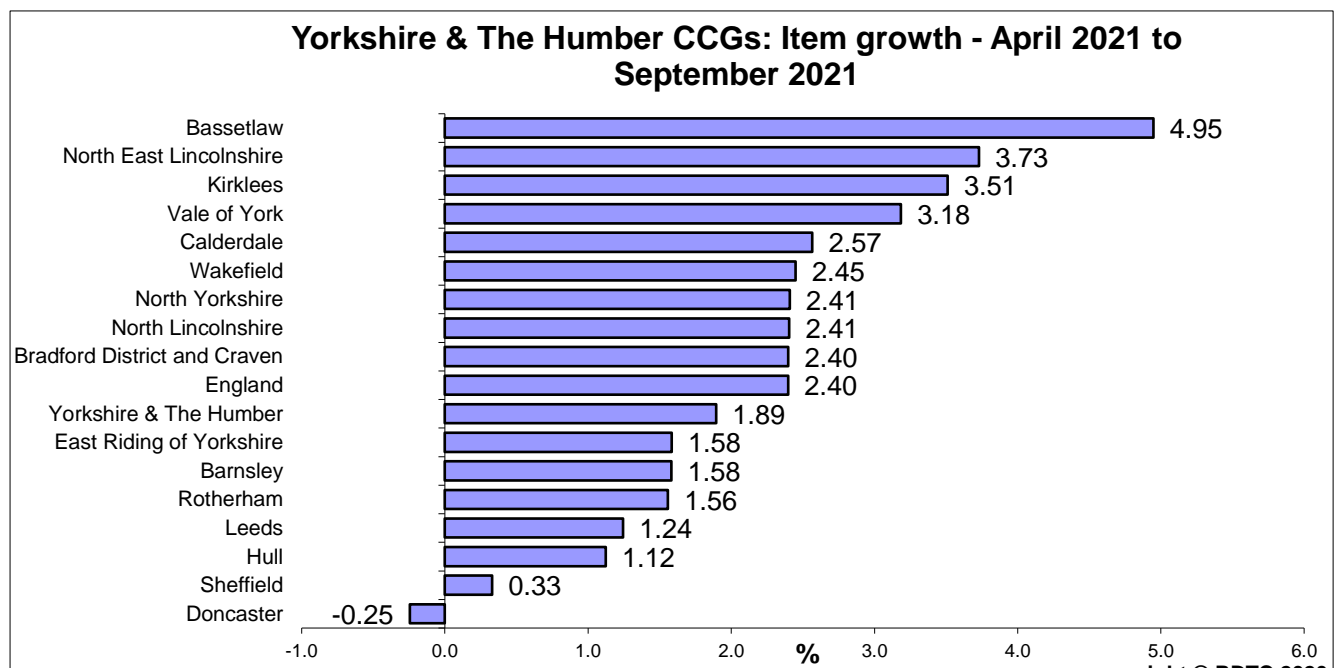
Quarter 2 Apr-Sep 2021/22

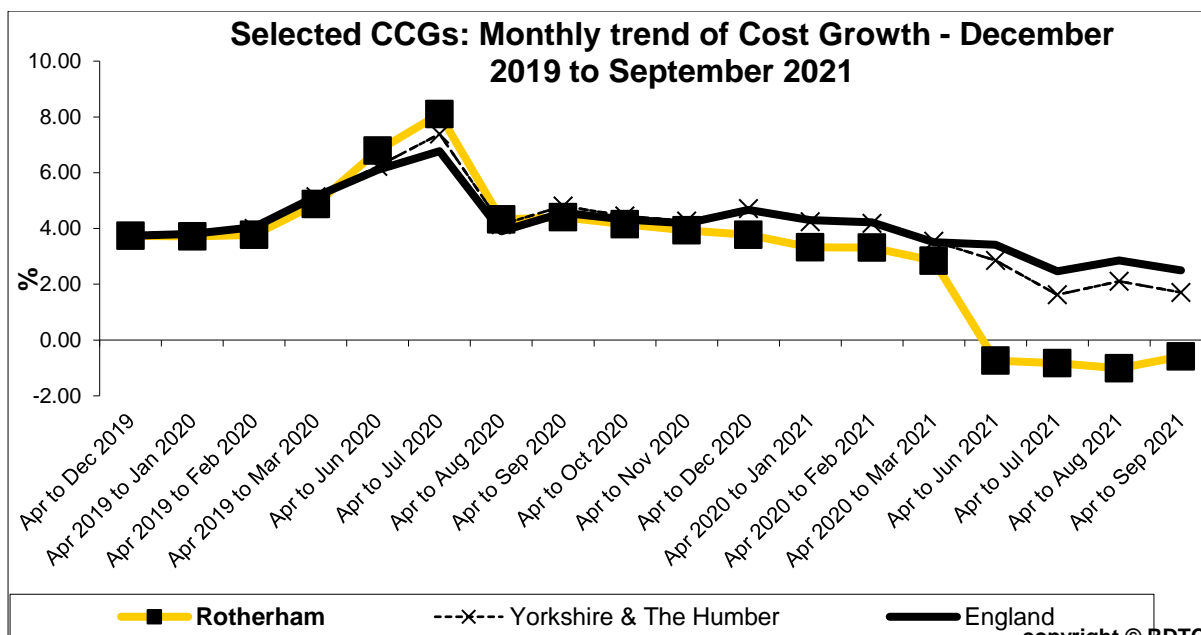
Cost growth

Rotherham has the lowest prescribing cost growth in Y & H. (Rotherham -0.59%, Yorks & Humber 1.71% England 2.5%)



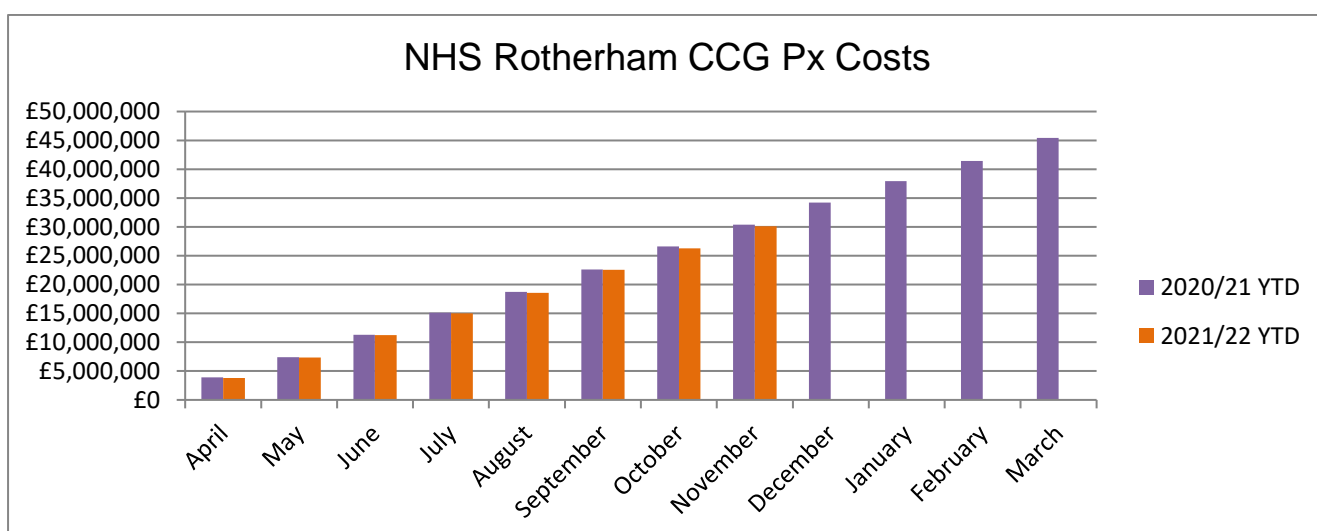
Item growth = 1.56% (Y & H = 1.89% England 2.40%)





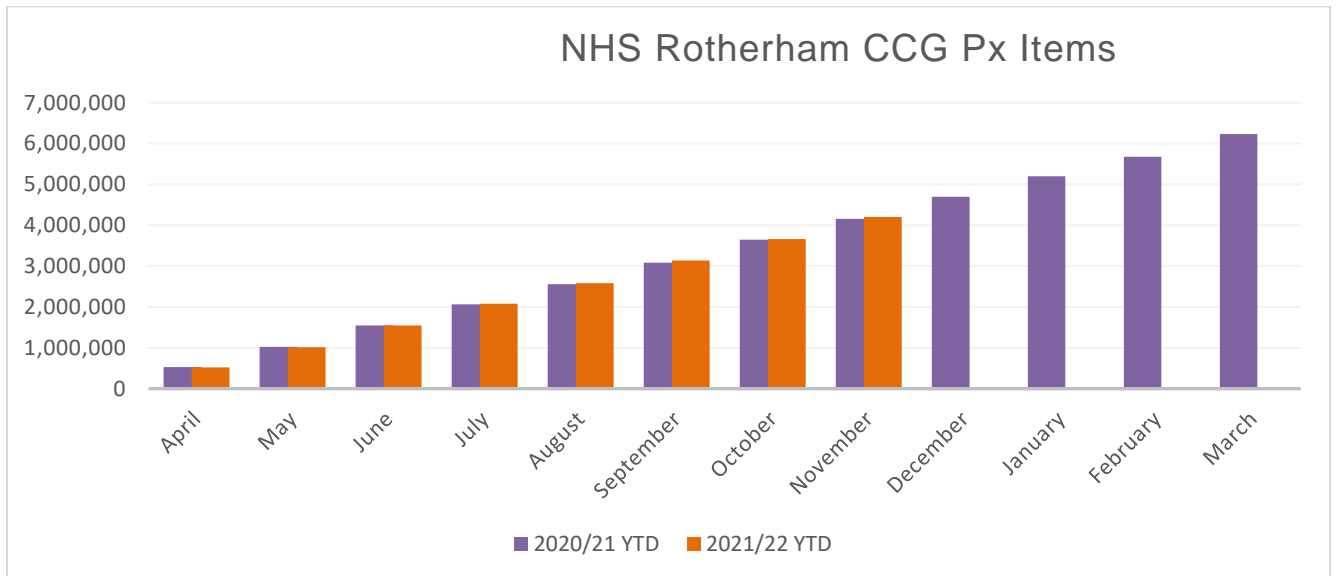
Cost

| | 2020/21 | 2020/21 YTD | 2021/22 | 2021/22 YTD | Variance | Cost Growth |
|-----------|-------------------|----------------|------------|----------------|-----------|----------------|
| April | £3,880,989 | £3,880,989 | £3,772,777 | £3,772,777 | £-108,212 | -2.79% |
| May | £3,531,340 | £7,412,329 | £3,599,108 | £7,371,885 | £-40,444 | -0.55% |
| June | £3,871,699 | £11,284,028 | £3,854,482 | £11,226,367 | £-57,661 | -0.51% |
| July | £3,809,285 | £15,093,314 | £3,781,597 | £15,007,964 | £-85,350 | -0.57% |
| August | £3,612,988 | £18,706,302 | £3,572,626 | £18,580,590 | £-125,712 | -0.67% |
| September | £3,885,057 | £22,591,359 | £3,973,234 | £22,553,824 | £-37,535 | -0.17% |
| October | £4,043,821 | £26,635,180 | £3,719,776 | £26,273,600 | £-361,580 | -1.36% |
| November | £3,753,344 | £30,388,524 | £3,817,853 | £30,091,453 | £-297,071 | -0.98% |
| December | £3,847,493 | £34,236,016 | | | | |
| January | £3,676,210 | £37,912,226 | | | | |
| February | £3,492,793 | £41,405,019 | | | | |
| March | £4,004,223 | £45,409,242 | | | | |



Items

| | 2020/21 | 2020/21 YTD | 2021/22 | 2021/22 YTD | Variance | Item Growth |
|------------------|---------|----------------|---------|----------------|----------|----------------|
| April | 531,501 | 531,501 | 520,442 | 520,442 | -11,059 | -2.08% |
| May | 491,808 | 1,023,309 | 494,140 | 1,014,582 | -8,727 | -0.85% |
| June | 524,909 | 1,548,218 | 530,004 | 1,544,586 | -3,632 | -0.23% |
| July | 518,672 | 2,066,890 | 535,536 | 2,080,122 | 13,232 | 0.64% |
| August | 490,500 | 2,557,390 | 503,225 | 2,583,347 | 25,957 | 1.01% |
| September | 526,887 | 3,084,277 | 553,951 | 3,137,298 | 53,021 | 1.72% |
| October | 558,201 | 3,642,478 | 525,403 | 3,662,701 | 20,223 | 0.56% |
| November | 516,247 | 4,158,725 | 537,975 | 4,200,676 | 41,951 | 1.01% |
| December | 533,933 | 4,692,658 | | | | |
| January | 503,975 | 5,196,633 | | | | |
| February | 479,406 | 5,676,039 | | | | |
| March | 552,011 | 6,228,050 | | | | |



There were 8401 different product lines prescribed during Q2.

| Drug (Highest cost growth top 10) | Cost Difference | Comment |
|--|------------------------|---|
| Apixaban 5mg tablet | £297,061. | DOAC warfarin alternative |
| Zapain 30mg/500mg tablets | £193,609 | Branded Generic Switch |
| Empagliflozin 25mg tablets | £104,046 | Diabetes medication |
| Fluad Tetra vaccine inj 0.5ml pre-filled syringes | £102,273 | Flu vaccine – product changes each year |
| Apixaban 2.5mg tablets | £97,597 | DOAC warfarin alternative |
| FreeStyle Libre 2 Sensor | £94,394 | NICE guidance - diabetes |
| Trulicity 1.5mg/0.5ml solution for injection pre-filled pens | £92,000 | Diabetes medication |
| Adjuvanted trivalent flu vacc (SA, inact) inj 0.5ml pfs | £89,694 | Flu vaccine – product changes each year |
| Linagliptin 5mg tablets | £89,386. | Diabetes medication |
| Fostair 100micrograms/dose / 6micrograms/dose inhaler | £73,353 | Inhaler preferred choice |
| Biggest price decreases | | |
| Co-codamol 30mg/500mg tablets | -£292,356.14 | Switched to branded generic |
| Fluad vacc inj 0.5ml pre-filled syringes | -£168,477.11 | Alternative vaccine |
| Co-codamol 30mg/500mg capsules | -£89,074.81 | Switched to branded generic |
| Sertraline 100mg tablets | -£67,427.34 | Off NCSO |
| Pantoprazole 40mg gastro-resistant tablets | -£60,576.75 | Off NCSO |
| Ibandronic acid 50mg tablets | -£51,695.20 | Off NCSO |
| Sertraline 50mg tablets | -£51,277.47 | Off NCSO |
| Nefopam 30mg tablets | -£46,461.56 | Off NCSO |
| Adcal-D3 chewable tablets tutti frutti | -£44,694.39 | Non preferred brand |
| Dulaglutide 1.5mg/0.5ml inj pre-filled disposable devices | -£44,688.77 | Prescribed by brand. |

| Code | Practice | PCN | Monthly Spend £ | Cumul. Spend Sep 20 | Cumul. Spend Sep 21 | Variance | % Variance |
|--------|-------------------------------------|--------------------------------|-------------------|---------------------|---------------------|-----------------|---------------|
| C87012 | BROOM LANE MEDICAL CENTRE | Central North | £196,079 | £1,178,012 | £1,174,370 | £3,642 | 0.31% |
| C87603 | GREASBROUGH MEDICAL CENTRE | Central North | £50,345 | £299,776 | £292,842 | £6,934 | 2.37% |
| C87020 | GREENSIDE SURGERY | Central North | £78,909 | £495,390 | £516,745 | £-21,356 | -4.13% |
| C87003 | WOODSTOCK BOWER GROUP PRACTICE | Central North | £142,844 | £820,786 | £836,724 | £-15,939 | -1.90% |
| | | Total | £468,176 | £2,793,963 | £2,820,682 | £-26,718 | -0.95% |
| C87017 | CLIFTON MEDICAL CENTRE | Health Village / Dearne Valley | £173,589 | £1,067,462 | £1,066,936 | £526 | 0.05% |
| C87029 | MARKET SURGERY | Health Village / Dearne Valley | £183,458 | £955,181 | £944,308 | £10,873 | 1.15% |
| C87005 | ST ANNS MEDICAL CENTRE | Health Village / Dearne Valley | £257,375 | £1,508,582 | £1,544,162 | £-35,580 | -2.30% |
| | | Total | £614,421 | £3,531,225 | £3,555,406 | £-24,181 | -0.68% |
| C87616 | BLYTH ROAD MEDICAL CENTRE | Maltby & Wickersley | £77,484 | £509,122 | £520,200 | £-11,078 | -2.13% |
| C87031 | DR RAOLU'S PRACTICE | Maltby & Wickersley | £51,373 | £304,722 | £313,215 | £-8,493 | -2.71% |
| C87620 | MANOR FIELD SURGERY | Maltby & Wickersley | £97,037 | £580,496 | £571,595 | £8,901 | 1.56% |
| C87016 | MORTHEN ROAD SURGERY | Maltby & Wickersley | £183,154 | £920,901 | £866,422 | £54,479 | 6.29% |
| C87606 | QUEEN'S MEDICAL CENTRE | Maltby & Wickersley | £19,715 | £136,453 | £134,598 | £1,855 | 1.38% |
| C87015 | WICKERSLEY HEALTH CENTRE | Maltby & Wickersley | £98,535 | £574,429 | £568,917 | £5,512 | 0.97% |
| | | Total | £527,300 | £3,026,122 | £2,974,946 | £51,176 | 1.72% |
| C87009 | BRINSWORTH MEDICAL CENTRE | Raven | £137,338 | £729,864 | £775,246 | £-45,382 | -5.85% |
| C87622 | GATEWAY PRIMARY CARE | Raven | £107,566 | £635,959 | £647,013 | £-11,054 | -1.71% |
| C87007 | STAG MEDICAL CENTRE | Raven | £191,928 | £1,069,187 | £1,067,298 | £1,889 | 0.18% |
| C87604 | THORPE HESLEY SURGERY | Raven | £70,873 | £405,220 | £401,699 | £3,522 | 0.88% |
| C87014 | TREETON MEDICAL CENTRE | Raven | £95,862 | £529,987 | £527,959 | £2,028 | 0.38% |
| | | Total | £603,566 | £3,370,217 | £3,419,215 | £-48,998 | -1.43% |
| Y02621 | NHS ROTHERHAM CONTINENCE DEPT | Rotherham | £83,439 | £453,220 | £452,443 | £777 | 0.17% |
| Y03757 | ROTHERHAM STOMA PRESCRIBING SERVICE | Rotherham | £129,027 | £726,946 | £688,957 | £37,988 | 5.51% |
| Y04632 | ROTHERHAM HOSPICE | Rotherham | £6,600 | £37,625 | £17,299 | £20,327 | 117.50% |
| C87002 | DINNINGTON GROUP PRACTICE | RV South | £311,234 | £1,723,378 | £1,700,653 | £22,725 | 1.34% |
| C87004 | KIVETON PARK MEDICAL PRACTICE | RV South | £183,147 | £888,559 | £881,300 | £7,259 | 0.82% |
| C87008 | SWALLOWNEST HEALTH CENTRE | RV South | £229,098 | £1,294,474 | £1,309,376 | £-14,902 | -1.14% |
| C87022 | VILLAGE SURGERY | RV South | £110,299 | £622,300 | £625,617 | £-3,317 | -0.53% |
| | | Total | £833,778 | £4,528,712 | £4,516,947 | £11,765 | 0.26% |
| C87030 | CROWN STREET SURGERY | Wentworth 1 | £147,639 | £799,717 | £802,619 | £-2,902 | -0.36% |
| C87018 | HIGH STREET SURGERY | Wentworth 1 | £118,426 | £649,376 | £682,050 | £-32,674 | -4.79% |
| C87013 | PARKGATE MEDICAL CENTRE | Wentworth 1 | £88,577 | £519,992 | £532,038 | £-12,046 | -2.26% |
| C87024 | RAWMARSH HEALTH CENTRE | Wentworth 1 | £42,187 | £245,179 | £247,143 | £-1,964 | -0.79% |
| C87608 | SHAKESPEARE ROAD SURGERY | Wentworth 1 | £39,502 | £237,557 | £233,640 | £3,917 | 1.68% |
| C87006 | THE MAGNA GROUP PRACTICE | Wentworth 1 | £187,488 | £1,128,033 | £1,149,293 | £-21,260 | -1.85% |
| C87010 | YORK ROAD SURGERY | Wentworth 1 | £55,387 | £352,878 | £374,934 | £-22,056 | -5.88% |
| | | Total | £679,206 | £3,932,732 | £4,021,717 | £-88,984 | -2.21% |
| | | Rotherham Total | £3,973,234 | £22,553,823 | £22,591,359 | £-37,537 | -0.17% |

In 2021/22 practices are not being rewarded for remaining within their allocated prescribing budgets.

A prescribing incentive scheme is in operation for 2021/22 (attached). This is not dependent on any financial outcomes it consists of 13 criteria across all 29 practices 41% (155/377) of the criteria have been achieved.

2021/22 QIPP Programme

Delivery of the planned QIPP programme remains challenging due to the lack of access to practices and having to work remotely. The traditional QIPP programmes are offering fewer opportunities for efficiencies and going forward future work programmes will focus on the complete therapeutic pathway delivering improved patient care and outcomes, releasing efficiencies through the better use of medicines

and potentially reduced admissions. Despite these challenges real cost savings totalling £402, 531 have been delivered in the first six months of 2021/22.

| | |
|---------------------------|-----------------|
| Product switches | £187,879 |
| Care home waste reduction | £47,031 |
| Rebates | £11.106 |
| Optimise Rx | £60,515 |
| Total | £406,531 |

Service redesign

The MM Team have a strong track record in redesigning the supply and management of products and services. Work has been undertaken in continence, stoma, nutrition (including specialist feeds and baby milks) and wound care these work streams have produced positive patient outcomes, cost efficiencies, and gained national recognition.

The intention is to work with the PCNs / CCG and the wider multi-disciplinary team to redesign treatment pathways to improve patient outcomes and deliver cost and capacity efficiencies.

Progress is detailed below.

| | Scheme | Comments |
|---|--------------------------------|--|
| 1 | Depression Medication reviews | <p>Rotherham has one of the highest antidepressants prescribing rates in Y & H. NICE guidance recognises that stopping antidepressants is more difficult than was previously believed.</p> <p>This project was recommenced in January 2022. Patients taking antidepressants for more than 2 years where there was no ongoing reason for continuation recorded and after agreement with the practice have been contacted by text messaging.</p> <p>More than 70% of patients respond to the message and approximately 17% of patients access the service.</p> |
| 2 | Care homes & Hydration project | <p>A multi-disciplinary task and finish group of health care professionals has been convened, this group is linked into other groups convened by RMBC and TRFT.</p> <p>Progress to date / The Plan.</p> <ol style="list-style-type: none"> 1. A training package is being prepared this will be virtual and will be offered to all care homes with follow up face to face training offered as required / requested 2. Using ambulance data, care homes have been compared calls/bed. The four care homes with the |

| | | |
|---|------------------|--|
| | | <p>highest calls/bed rates have been identified, these care homes will be offered an intensive training support from the MDT (Dietetics, Pharmacists, Continence, Infection Control, Falls Service, Wound Care)</p> <ol style="list-style-type: none"> 3. Prescribing data re antibiotics, barrier products, UTI's, laxatives will be monitored for these 4 care homes 4. Outcomes – reduction in number of ambulance call outs improved prescribing data 5. Reduced contact with the 111 service for repeat prescriptions. <p>The plan at practice level</p> <ol style="list-style-type: none"> 1. Undertake a structured medication review on all residents focusing on medication that is linked to falls, dehydration, and increased anti-cholinergic burden. A CCG MO pharmacist will support the PCN pharmacist. 2. Work with the home, practice, and community pharmacist to improve the ordering and management of medicines 3. Establish a system so that MAR charts are updated and in line with the repeat prescription. 4. Establish a process so that new residents on admission receive a pharmacist led SMR. <p>This project will commence February 2022 A bid for national funding is being prepared.</p> |
| 3 | Diabetes reviews | <p>Rotherham has the second highest prescribing costs/diabetes patient in Y & H and the highest insulin usage / diabetes patient. Despite this high expenditure on medication diabetes control compared to other CCGs is poor.</p> <p>The MM team have constructed data searches that compares practice prescribing and performance. These searches will be used to identified poorly managed patients and these patients will be referred to the diabetes dietitians, the clinics will commence February 2022 The diabetes dietitians will concentrate on.</p> <ul style="list-style-type: none"> • Newly diagnosed diabetes patients • Diabetes patients poorly controlled on high doses of insulin • Type 2 diabetes patients that are about to be commenced on insulin <p>The PCN diabetes dietetic clinics have been established and practice meetings scheduled.</p> <p>The project has been successful in securing funding from NHSE to evaluate neat patient/ point of care blood testing.</p> |

| | | |
|---|-------------------------|--|
| 4 | Chronic pain management | <p>The ICS has funded CROP (Campaign to Reduce Opioid Prescribing) analysis across the 5 SYB CCGs</p> <p>These reports are being sent directly to practices and have already demonstrated a modest reduction in high dose opioid prescribing.</p> <p>The reports are reconfigured by the MMT and sent to all PCN CD's Practice Leads and PCN pharmacists.</p> <p>A refreshed paper will be sent to OE exploring the benefits of a pilot chronic pain management clinic.</p> <p>Discussions are ongoing to reconfigure the previously identified team of HCPs</p> |
| 5 | Infant Feeding Pathway | <p>Launched April 2021</p> <p>All infants with feeding problems and suspected cows milk protein allergy (CMPA) to be referred to the dietitians.</p> <p>87 referrals = 13% of all Rotherham New-borns</p> <p>91% referrals seen within 7 days</p> <p>6% patients referred to a paediatrician</p> <p>Jan 2021 – 216 patients with CMPA – October 2021 144 patients 33% reduction.</p> <p>Audit of infant reflux TRFT discharges to be undertaken.</p> |

Stuart Lakin
Head of Medicines management
February 2022

NHS Rotherham CCG, Oak House, Moorhead Way, Bramley, Rotherham, South Yorkshire S66 1YY
01709 302639

Stuart.lakin@nhs.net