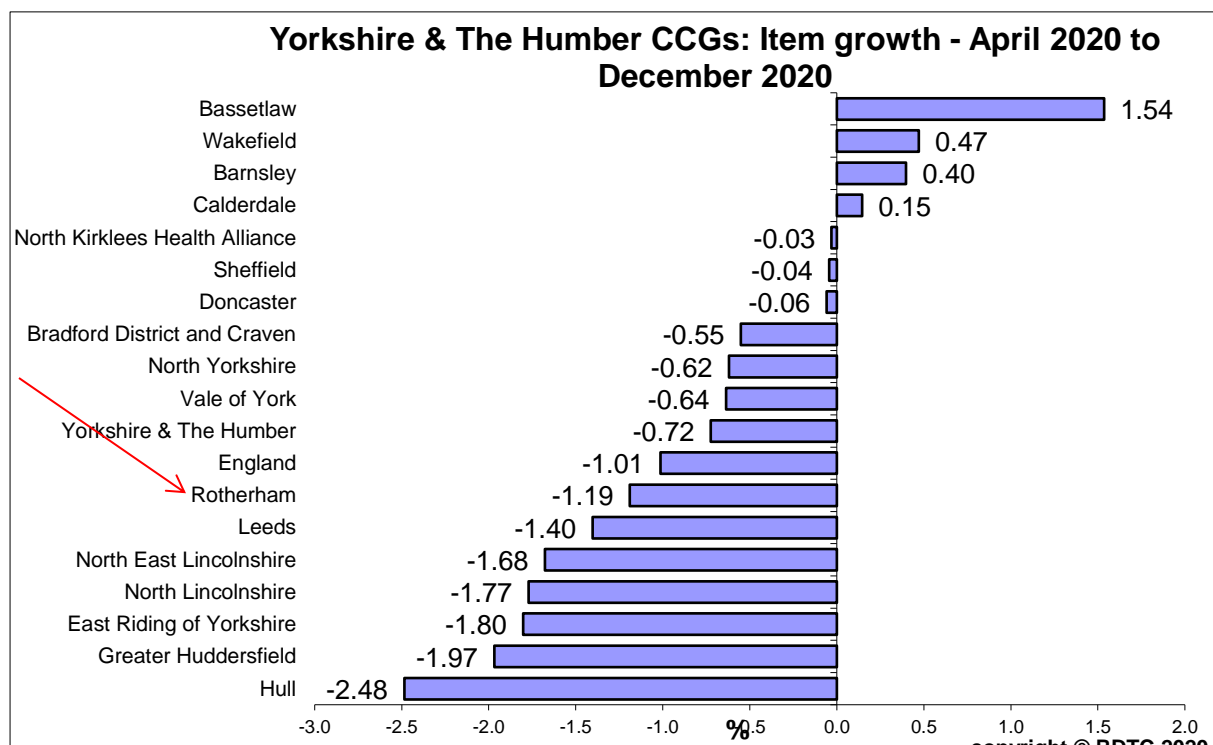
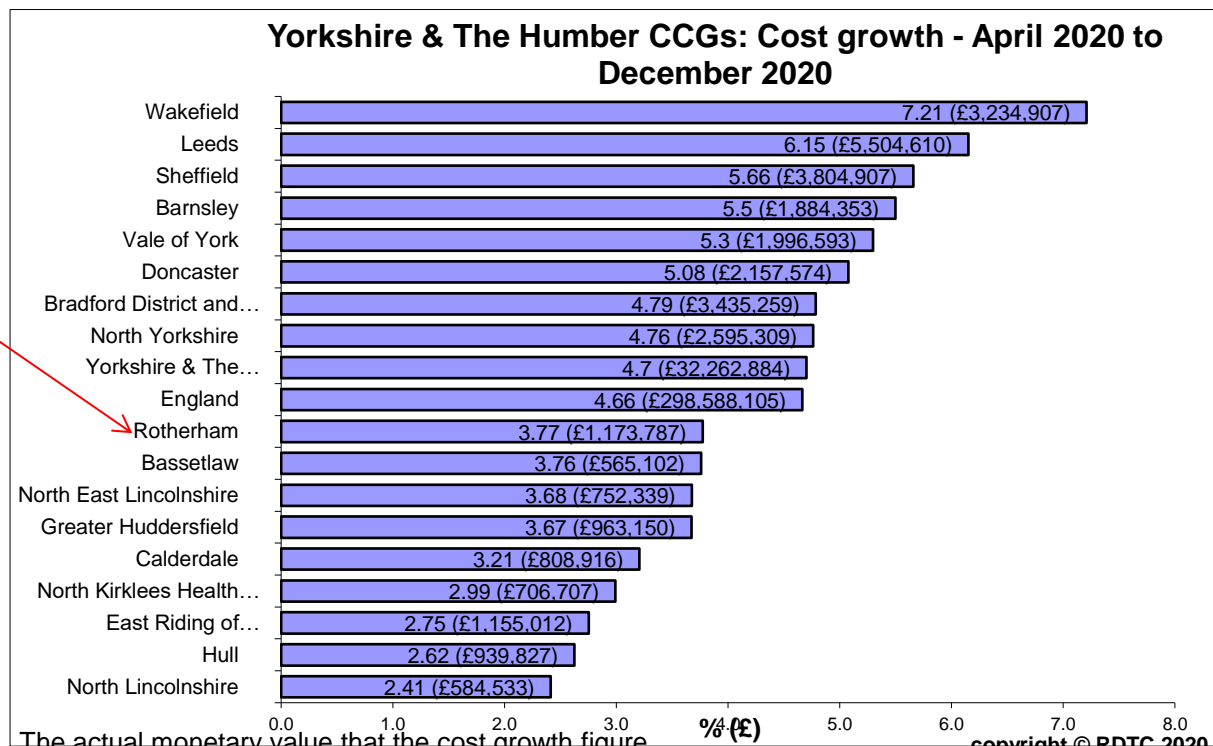


# NHS Rotherham CCG Medicines Management.

## 2020-21 Q3 report. (April-December)



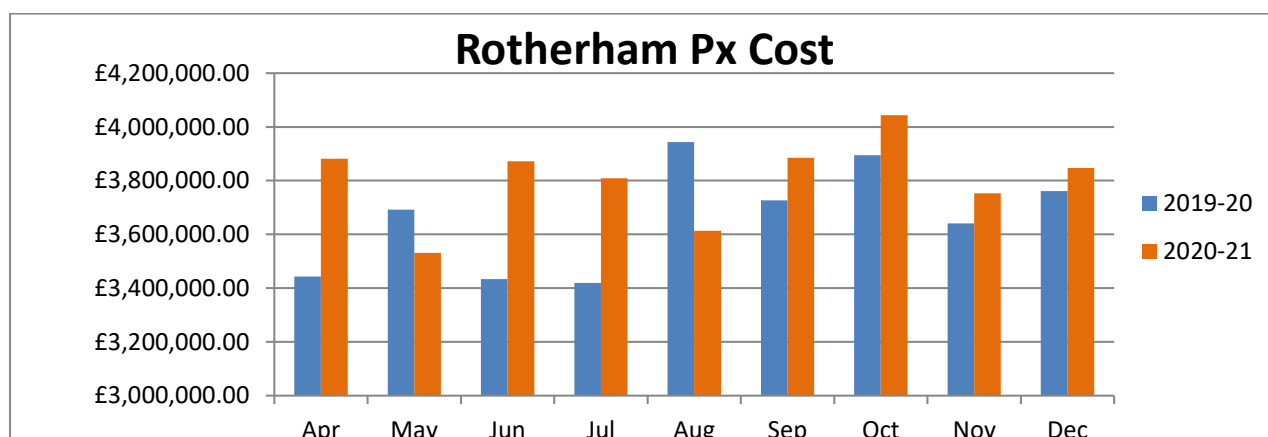
As of December 2020 (Q3 2020/21) NHS Rotherham CCG has a prescribing cost growth 3.77% and is forecast to have an end of year cost growth of 3.07%. This is below the cost growth for England 4.66% and that of Yorks & Humber 4.7% and less than that of similar CCGs (Barnsley 5.5%, Doncaster 5.08% Wakefield 7.21%). This is also an improvement on the cost growth observed at the end of Q2 of 4.4%.

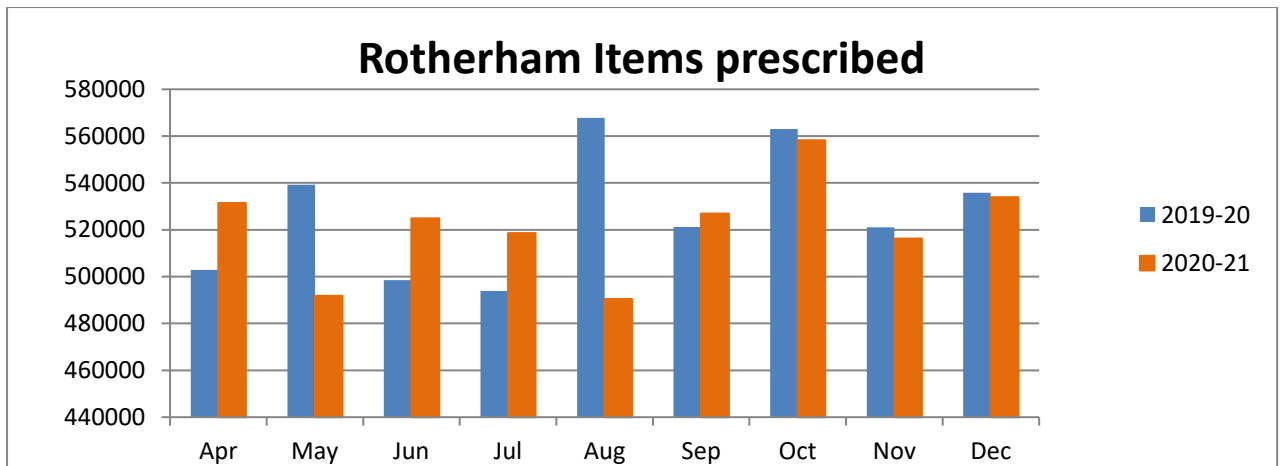
Item growth continues to be negative at -1.40% a slight improvement of the -1.34% item growth seen at the end of Q1. Rotherham's item growth is below that for Yorks & Humber -1.19% and that for England -1.01%, and that of similar CCGs (Barnsley -0.40%, Doncaster -0.09% Wakefield 0.47%).

	2019-20	2019-20	2020-21	2020-21		
Month	Items	Actual Cost	Items	Actual Cost	Item growth	Cost growth
Apr	502947	£3,442,790	531501	£3,880,989	5.68%	12.73%
May	539286	£3,691,682	491808	£3,531,340	-8.80%	-4.34%
Jun	498508	£3,433,875	524909	£3,871,699	5.30%	12.75%
Jul	493893	£3,419,508	518672	£3,809,285	5.02%	11.40%
Aug	567752	£3,943,068	490500	£3,612,988	-13.61%	-8.37%
Sep	521253	£3,726,669	526887	£3,885,057	1.08%	4.25%
Oct	563024	£3,894,389	558201	£4,043,821	-0.86%	3.84%
Nov	521016	£3,640,907	516247	£3,753,344	-0.92%	3.09%
Dec	535811	£3,761,736	533933	£3,847,493	-0.35%	2.28%
<b>Total</b>	<b>3123639</b>	<b>£32,954,624</b>	<b>3084277</b>	<b>£34,236,015</b>	<b>-1.26%</b>	<b>3.89%</b>

YTD cost pressure £ 1,281,391

NB figures vary slightly depending on source

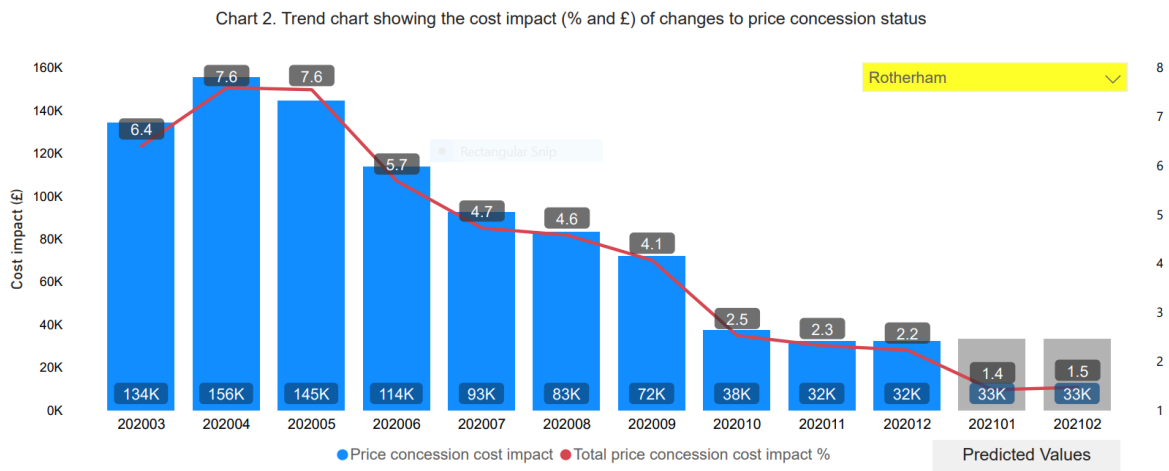




Cost and item growth are were high volatility from April through to August 2020 but have now stabilised over the last quarter cost growth is around 3% and item growth at -0.71 this is due to levelling off of the peaks and troughs in monthly demand and a resolution of the NCSO issues

NCSO issues (No Cheaper Stock obtainable).

For the first six months of 2020/21 there were unprecedented NCSO issues (see graph below) these have now lessen but NCSO issues account for 899K (70%) of Rotherham's 1.281K cost growth.



YTD Q3 2020/21 VS 2019/20 cost and item growth by practice.

Practice	Item Growth	Cost Growth
BROOM LANE MEDICAL CENTRE	8.84%	11.18%
GREASBROUGH MEDICAL CENTRE	4.89%	9.87%
HIGH STREET SURGERY	1.80%	9.55%
MANOR FIELD SURGERY	0.68%	8.37%
CROWN STREET SURGERY	0.18%	8.03%
BLYTH ROAD MEDICAL CENTRE	0.91%	6.60%
TREETON MEDICAL CENTRE	1.02%	6.38%
GATEWAY PRIMARY CARE	2.02%	6.14%
YORK ROAD SURGERY	-0.12%	6.00%
QUEEN'S MEDICAL CENTRE	3.60%	5.80%
VILLAGE SURGERY	-1.34%	5.47%
MARKET SURGERY	0.50%	5.47%
WICKERSLEY HEALTH CENTRE	-0.96%	5.37%
DR RAOLU'S PRACTICE	-0.89%	5.05%
ST ANN'S MEDICAL CENTRE	0.64%	4.90%
SWALLOWNEST HEALTH CENTRE	-0.18%	4.83%
GREENSIDE SURGERY	-0.75%	3.93%
RAWMARSH HEALTH CENTRE	-3.02%	3.86%
CLIFTON MEDICAL CENTRE	-4.32%	3.69%
STAG MEDICAL CENTRE	-1.41%	3.59%
DINNINGTON GROUP PRACTICE	-1.03%	3.27%
NHS ROTHERHAM STOMA PRESCR	1.26%	2.85%
THORPE HESLEY SURGERY	-1.21%	2.78%
BRINSWORTH MEDICAL CENTRE	-0.55%	2.66%
SHAKESPEARE ROAD SURGERY	0.52%	1.83%
THE MAGNA GROUP PRACTICE	-2.12%	1.73%
NHS ROTHERHAM CONTINENCE D	5.88%	1.42%
MORTHEN ROAD SURGERY	-0.59%	1.27%
KIVETON PARK MEDICAL PRACTICE	-3.06%	0.46%
PARKGATE MEDICAL CENTRE	-3.45%	0.43%
WOODSTOCK BOWER GROUP PRA	-5.61%	-2.30%
BROOM VALLEY ROAD SURGERY (	-99.61%	-99.18%

Shaded area = cost growth above England average.

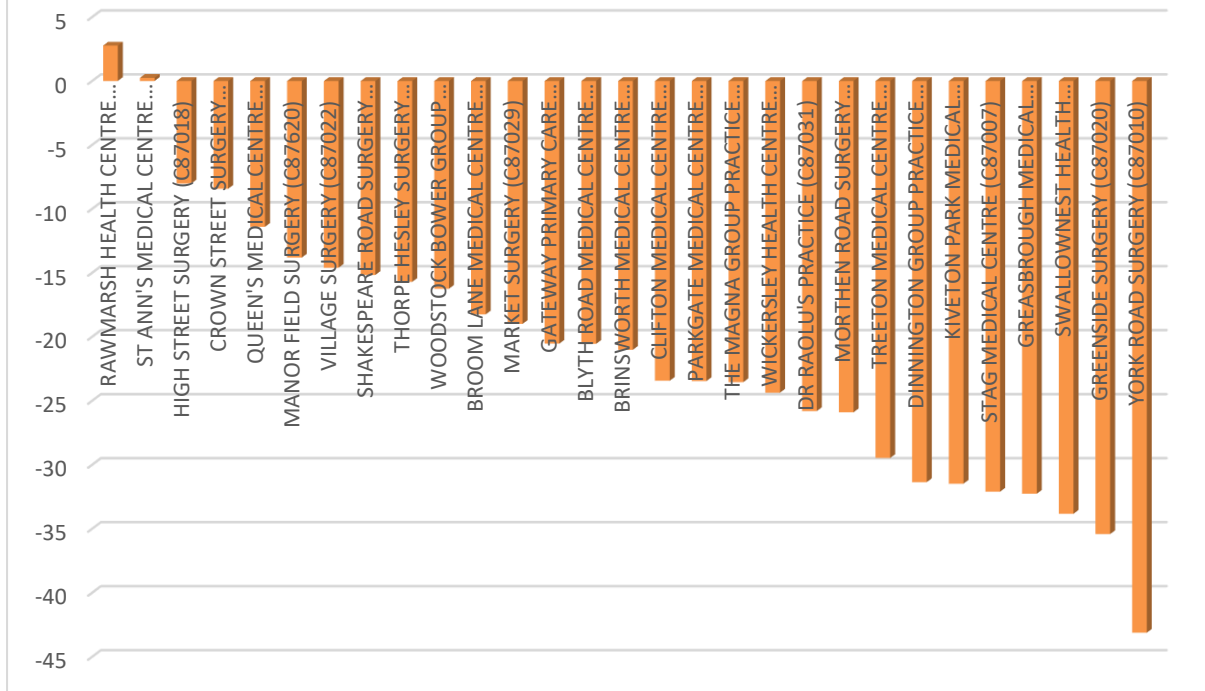
NB Broom Lane & Broom Valley Road practices merged during this period

Both cost and item growth continue to show a greater variability between practices than in previous years (Cost growth 9.87% to -2.30% Item growth 4.89% to -5.61). The reasons for this will be explored with the individual practices.

## Antibiotic Prescribing

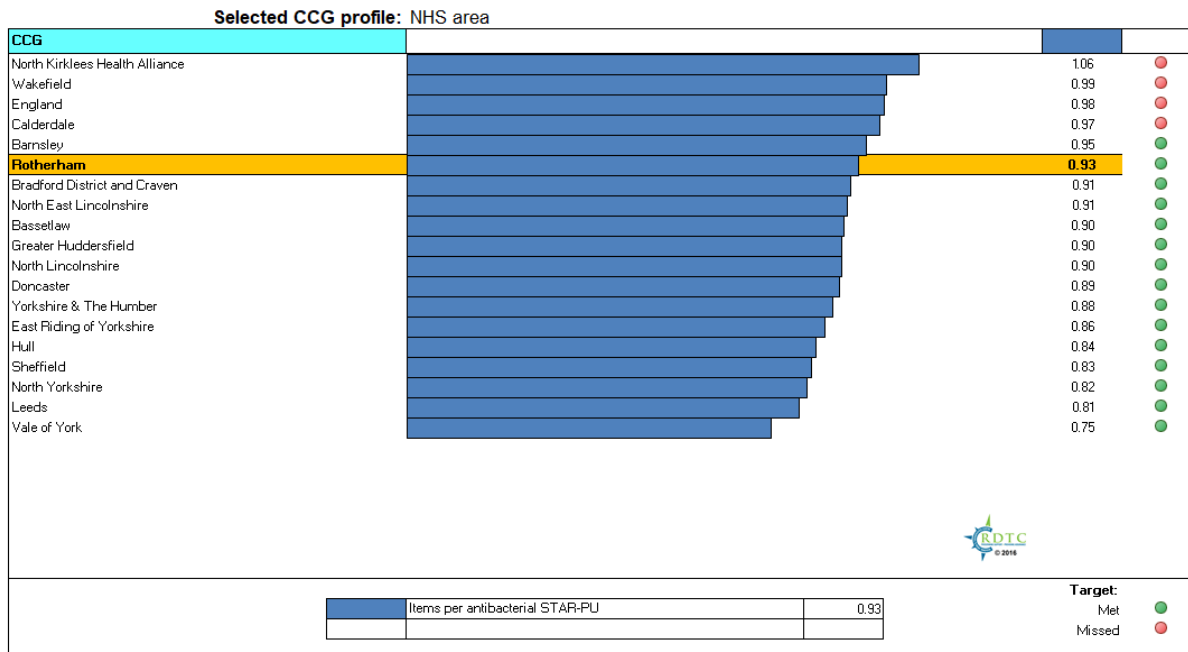
Antibiotic prescribing has decreased across England by 11%, (Items Q2 2019/20 vs 2020/21) Rotherham however, has experienced a bigger decrease -16% this is the third biggest decrease in Y&H. There is a big difference between practices in the decrease in antibiotic prescribing and this is being explored with practices.

### Item Difference per 1000 patients Q2 19/ 20 vs Q2 20/21



Rotherham has for the first time met the national target for the amount of antibiotics prescribed. The MMT are working with practices to ensure that this reduction in antibiotic prescribing is not completely reversed going forward.

Yorkshire & The Humber: Weighted prescribing of antibacterials (over last 12 months) - October 2019 to September 2020



## **QIPP**

The original 2020/21 programme has mostly been suspended. A revised and less ambitious QIPP programme has been produced which can be delivered remotely and this was launched in early August 2020.

Three QIPP work streams are progressing.

### **1. Revised infant feeding pathway.**

92 referrals all seen with 7 days of receipt of referral, except for one DNA.

6 patients referred on to the paediatrician

3 blood tests requested for suspected IgE mediated allergy

The service is having success with using thickened formula feeds and Carobel to manage GORD and reflux in preference to Gaviscon & PPI's

Further work underway to link referrals to rates of breast feeding

### **2. Antidepressant medication reviews.**

Rotherham has traditionally had a very high rate of antidepressant prescribing.

Following; an extensive patient engagement exercise in 2017-18 and the publication of and an update by NICE in October 2019 (NICE Guidance Update On Withdrawing From Antidepressants) two actions were agreed

- The establishment of an online resource to offer patients practical help, support and advice in dealing with life issues
- To explore developing a system to identify and review patients that no longer required antidepressant therapy.

The Rotherhive platform is live and developing.

Protocols for identifying and reviewing patients that no longer required antidepressant therapy have been agreed and practice based work will shortly begin.

### **3. Review of patients prescribed high quantities of insulin and diabetes treatment pathways.**

Patients on high doses of insulin have been identified at two practices, and work is on-going with these practices to use a multi-disciplinary team to review these patients.

Healthwatch Rotherham have also been approached to support this work stream.

## **The 2020/21 Prescribing Incentive Scheme**

Due to the unusual circumstances of 2020/21 the PIS was launched six months into the year and to be completely revised from previous schemes. To date 270 (72%) of the 377 potential performance indicators have been achieved. This compares very favourably with attainment in previous years.

Stuart Lakin.  
Head of Medicines Management.  
NHS Rotherham CCG  
March 2021