

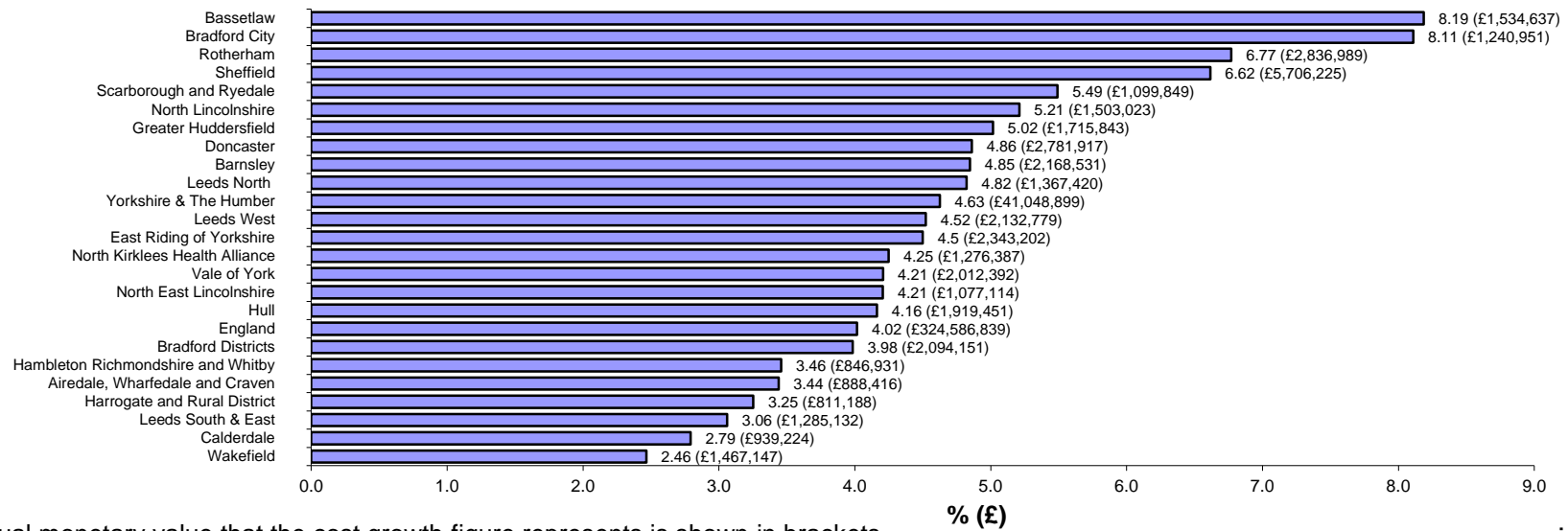
Medicines Management 2016/17 **End of Financial year total activity report.**

End of year position 2015-16 (RDTC)

CCG	2015/16 Cost Growth
Bassetlaw	8.19%
Rotherham	6.77%
Barnsley	4.85. %
Sheffield	6.62%
Doncaster	4.86%
Yorkshire and the Humber	4.63%
England	4.02%
Wakefield	2.46%

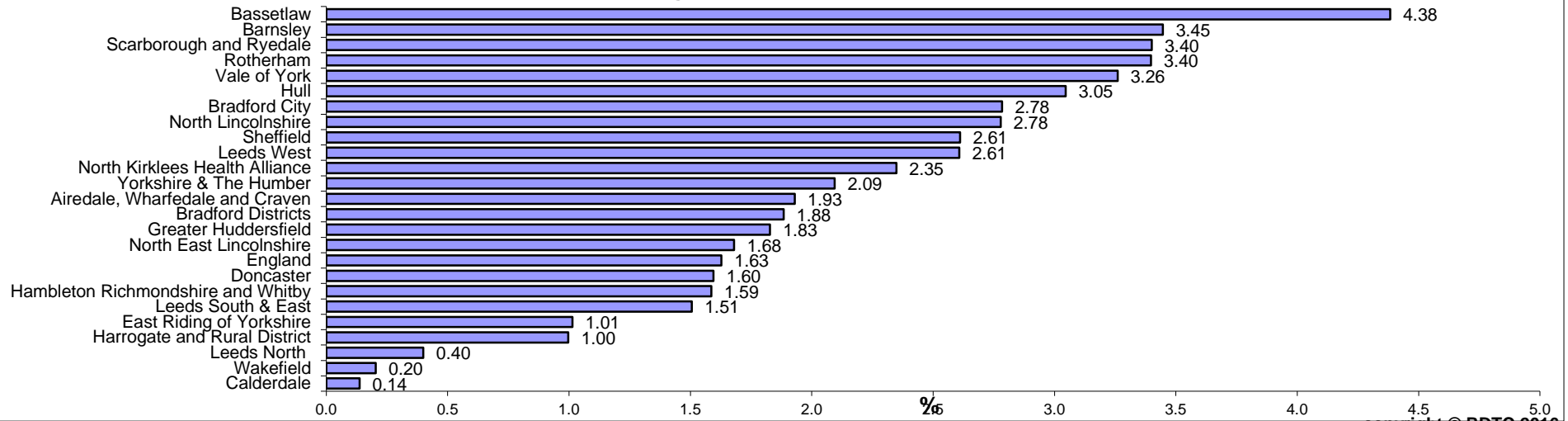
CCG	2015/16 Item Growth
Bassetlaw	4.38%
Barnsley	3.45%
Rotherham	3.4%
Sheffield	2.61%
Yorkshire and the Humber	2.09%
England	1.68%
Doncaster	1.60%
Wakefield	0.20%

Yorkshire & The Humber CCGs: Cost growth - April 2015 to March 2016



The actual monetary value that the cost growth figure represents is shown in brackets

Yorkshire & The Humber CCGs: Item growth - April 2015 to March 2016



PrescQIPP Data 2015-16

Cost Growth		Cost\Item		Item Growth	
ROTHERHAM	7.04%	CCG NOT SUBSCRIBED	£8.90	BARNSELY	3.58%
BARNSELY	5.09%	HALTON	£8.66	ROTHERHAM	3.40%
CCG NOT SUBSCRIBED	4.95%	DONCASTER	£8.00	CCG NOT SUBSCRIBED	2.47%
DONCASTER	4.83%	CCG NOT SUBSCRIBED	£7.92	WIRRAL	2.30%
WIRRAL	4.78%	WIRRAL	£7.85	CCG NOT SUBSCRIBED	2.22%
HALTON	4.76%	CCG NOT SUBSCRIBED	£7.85	HARTLEPOOL AND STOCKTON-ON-TEES	1.94%
CCG NOT SUBSCRIBED	4.70%	Cluster Average	£7.80	CCG NOT SUBSCRIBED	1.93%
Cluster average	4.42%	WAKEFIELD	£7.80	Cluster Average	1.89%
HARTLEPOOL AND STOCKTON-ON-TEES	4.01%	HARTLEPOOL AND STOCKTON-ON-TEES	£7.65	DONCASTER	1.51%
CCG NOT SUBSCRIBED	3.40%	STOKE ON TRENT	£7.59	HALTON	0.59%
STOKE ON TRENT	3.12%	ROTHERHAM	£7.30	STOKE ON TRENT	0.58%
WAKEFIELD	2.50%	BARNSELY	£6.75	WAKEFIELD	0.16%
<i>England</i>	<i>4.07%</i>	<i>England</i>	<i>£7.81</i>	<i>England</i>	<i>1.64%</i>

2016-17 Year to date position (March 2016-17)

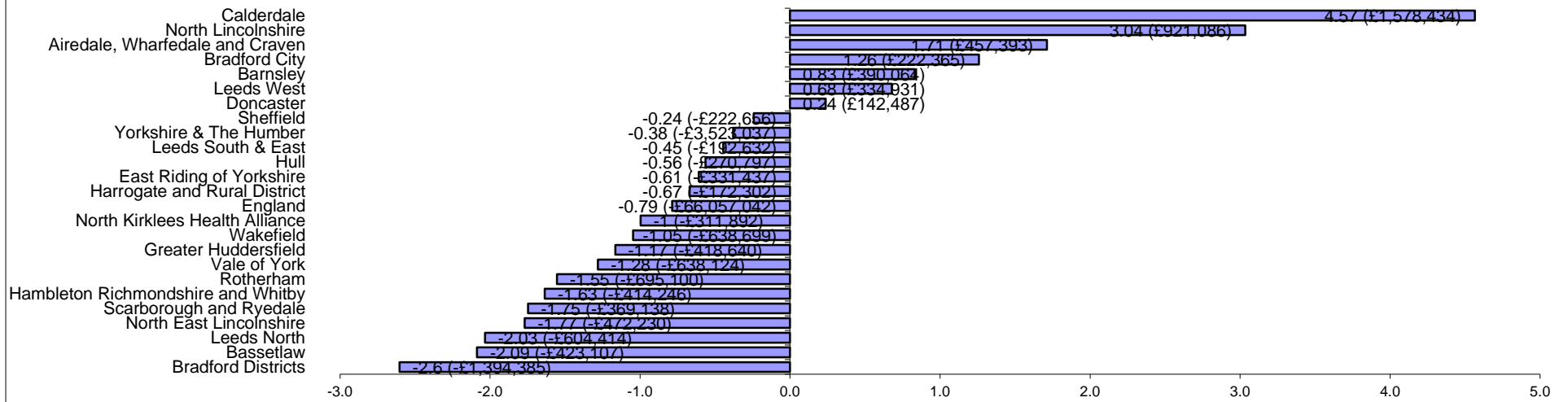
RDTG data. Year to date April-March 2016/17 Year End. (Table 1)

CCG	2016/17 Cost Growth
Barnsley	0.83%
Doncaster	0.24%
Sheffield	-0.24%
Yorkshire and the Humber	-0.38%
England	-0.79%
Wakefield	-1.05%
Rotherham	-1.55% ↓
Bassetlaw	-2.09%

CCG	2016/17 Item Growth
Barnsley	3.56%
Doncaster	2.73%
Yorkshire and the Humber	2.19%
Rotherham	2.14% ↓
England	1.98%
Sheffield	1.78%
Bassetlaw	1.30%
Wakefield	0.97%

Performance against budget = underspend -1.48% (-£663.598)

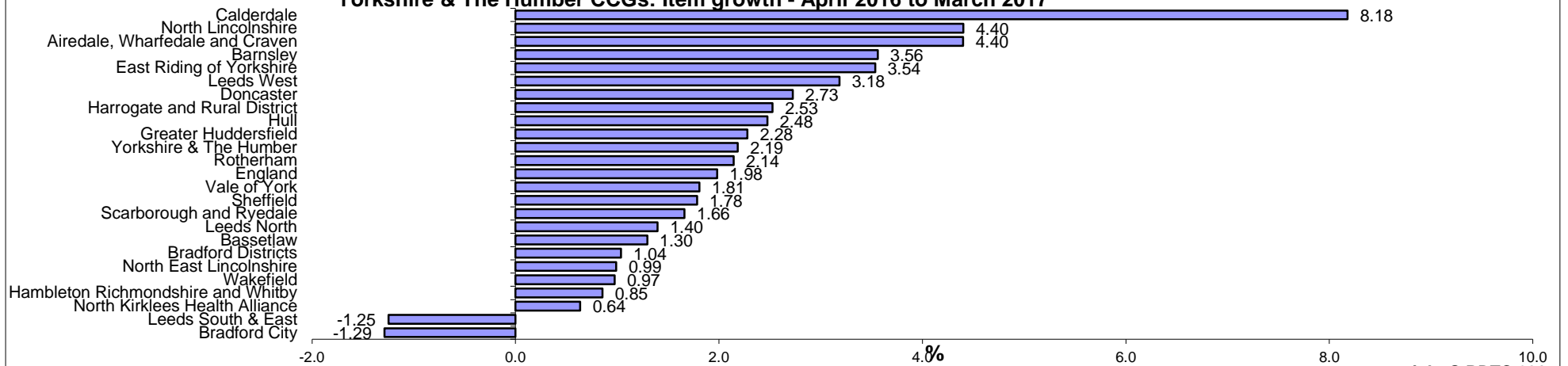
Yorkshire & The Humber CCGs: Cost growth - April 2016 to March 2017



The actual monetary value that the cost growth figure represents is shown in brackets

% (£)

Yorkshire & The Humber CCGs: Item growth - April 2016 to March 2017



PrescQIPP data (12 month data to March 2017) (Table 2)

Cost Growth		Cost\Item		"Cost per 1,000 Cost based AstroPUs"		Item Growth	
BARNSELY	1.61%	WIGAN BOROUGH	£8.71	HALTON	£54,406	BARNSELY	3.67%
HALTON	1.78%	HALTON	£8.53	DONCASTER	£52,927	HALTON	3.29%
DONCASTER	0.27%	DONCASTER	£7.81	ST HELENS	£51,815	ST HELENS	3.24%
WIRRAL	-0.03%	WIRRAL	£7.73	BARNSELY	£51,408	HARTLEPOOL AND STOCKTON-ON-TEES	2.93%
HARTLEPOOL AND STOCKTON-ON-TEES	-0.14%	ST HELENS	£7.63	WIGAN BOROUGH	£50,120	DONCASTER	2.81%
WIGAN BOROUGH	-0.37%	WAKEFIELD	£7.64	CCG NOT SUBSCRIBED	£49,484	ROTHERHAM	2.55%
STOKE ON TRENT	-0.45%	CCG NOT SUBSCRIBED	£7.58	STOKE ON TRENT	£48,883	STOKE ON TRENT	2.50%
ST HELENS	-0.60%	HARTLEPOOL AND STOCKTON-ON-TEES	£7.42	ROTHERHAM	£46,965	CCG NOT SUBSCRIBED	1.71%
WAKEFIELD	-1.12%	STOKE ON TRENT	£7.37	WAKEFIELD	£46,085	WIGAN BOROUGH	1.79%
ROTHERHAM	-1.29%	ROTHERHAM	£7.02	WIRRAL	£46,001	WIRRAL	1.56%
CCG NOT SUBSCRIBED	-1.74%	BARNSELY	£6.62	HARTLEPOOL AND STOCKTON-ON-TEES	£45,272	WAKEFIELD	0.93%
Cluster average	-0.26%	Cluster average	£7.60	Cluster average	£49,384	Cluster average	2.37%
England	-0.94%	England	£7.59	England	£41,086	England	1.85%

QIPP Work Streams (Table 3)

	Annual Target	Savings to date March 2017	Comments
Branded Generics			
Mesalazine/asacol to Otasa	£44.5K	£65,762	Branded generic extra price drop so even more savings than predicted ☺
Quetiapine mr to Biquelle mr	£57K	£50,467	Slow start. March swap month. Really got going June
Tolterodine to Neditol XL	£66K	£68,162	
Ropinerole XL to Repinex XL	£31K	£17,309	
Stalevo to Sastravi (or Stanek)	£44k	£2,956	
Butec	£78.5K	£232,323	
MST to Zomorph	£4K	£971	
ALL Oxycodone MR tabs and immediate release caps to Longtec and Shortec		£27,404	
Venlafaxine 75/150/225mg xl → vensir	£30k	£15,056	Only started 6 months into financial year
Isosorbide Mononitrate	£100,00	£32,857	84% prescribed by preferred brands
Calcium Vitamin D (Figures available December onwards)	Withdawn		
Pregabalin	£167,979	£94,946	Saving estimate based on 4 months savings (dec-march) as dec was switch month
TOTAL		<u>£608,213</u>	

Projects							
Pen needle switch					47K	£41,394	<p>A mass pen needle switch has been done (2015/16 spend on needles was £191,979.06 for 19,447 items – average cost per item =£9.87. If formulary used it would be £5.95 per item or 100 so we would envisage this cost to reduce by £76,270. If approx. 2/3 of patients switched we would project a 47k saving.</p> <p>Cost per item for Apr 16-Mar 17 stands at £7.48 compared to £9.90 for Apr 15 -Mar 16.</p> <p>If we had not done a mass switch based on last year's cost per item we would have spent £192,762.90 and therefore we have saved £47,159.18 which is exactly on target.</p>
Period Name	Prescriber Name	BNF Name	Total Items	Total Act Cost			
Apr 2015-Mar 2016	PCT ROTHERHAM CCG	All Pen Needles	18,886	£186,997.65			
Apr 2016-Mar 2017	PCT ROTHERHAM CCG	All Pen Needles	19,471	£145,603.72			
			saving	£41,393.93			
Naproxen EC to Plain					100K	£102,921	
Vitamin D “do not prescribe maintenance”					100K	£199,839	

Self-Blood Glucose Monitoring	70K	£1,488.25	Meter swaps shops have been completed 7 more practices are planned.							
			Period Name	Prescriber Name	BNF Name	Total Items	Total Act Cost	Cost per Item		
			Apr 2015 -Mar 2016	PCT ROTHERHAM CCG	All BGM Test Strips	35,196	£902,451.86	£25.64		
			Apr 2016 -Mar 2017	PCT ROTHERHAM CCG	All BGM Test Strips	36,828	£900,963.61	£24.46	£944,297.57	£43,333.96
			savi ng £1,488.25					would have spent on last years cost per item	saving based on last years cost per item	
			Our items have increased but our cost per item has gone down. At last year's cost per item we would have spent £944,297.57 so have incurred a cost saving of £43,333.96.							
Emollient swaps Diprobase to Epimax, E45 to Exocream and Doublebase to	£36,800.		Savings August - March							

Isomol			
Aripiprazole 30mg OD to 15mg 2OD	£18,900	£13,853	¾ of financial year
Tamsulosin MR tabs to MR caps	Tam - 30K	£9,844	Only from October
Total Projects		<u>£369,150</u>	
Category M		<u>£1,725,811</u>	
Self-Care	Not calculable	Planned launch early 2017	
Cessation of third party ordering		WAVE ONE £361,646 WAVE TWO £39,726 Total = £401,372	<p>CCG item increase (Practices that have not stopped third party ordering) (Jul 15– Jan 16) to (Jul 16 –Jan 17) was 3.38% (Ave. Cost per item is currently £7.05 – year to date)</p> <p>WAVE ONE Village had an item decrease (Jul 16 –Mar 17) of -1.27% & saved 6,677 items over 9 months at a cost of £47,074</p> <p>Septembers TWO practices had an item decrease (Sept 16 - Mar 17) of -4.95% & saved 17,395 items over 7 months at a cost of £122,638</p> <p>Octobers EIGHT practices had an item decrease (Oct 16 - Mar 17) of -0.52% & saved 27,225 items over 6 months at a cost of £191,933</p> <p>WAVE TWO Februarys SIX practices had an item decrease (Feb 17) of -6.43% & saved 3,234 items over one month at a cost of £22,802</p>

			Marchs FIVE practices had an item decrease (Feb 17) of -0.56% & saved 2,401 items over one month at a cost of £16,924
Prescribing Projects			
Nutrition Supplements		£650,888	Costs are estimated to be £650,888 higher than they actually are if cost growth had increased in line with national cost growth. National cost growth has decreased over the last 2-3 years due to new market entrants launching more cost effective products. The predicted efficiency is therefore less than in the previous two years as nationally costs have decreased.
Nutrition Specialist & Gluten Free		No saving	Due to a larger number of CCGs stopping GF prescribing nationally costs have decreased in this area. Therefore the cost advantage of the dietetic management has been eroded against national cost growth.
Continence		£300,881	Despite strong growth in patient numbers and increases in product costs compared to national cost growth the Rotherham model continues to deliver impressive savings.
Stoma		£159,475	Despite strong price increases in product costs compared to national cost growth the Rotherham model continues to deliver impressive savings. Further savings could be possibly achieved if the service was independent of company sponsorship.
Wound Care		No saving	This project was never intended to produce a cost saving but to be cost neutral, whilst improving patient care and saving community nursing time. It is also difficult to compare cost growth against a national baseline as thee are numerous “off-script” projects across the country. All objectives have been achieved there is virtually no dressing cost growth, and the wound care audits confirm the improvements in patient care. Many other areas have failed to deliver such schemes within budget

Total Px projects		<u>£1,111,244</u>	
Non-PBR drugs Bluteq		£411,000	
Rebates		£293,679	
Total saving		<u>£4,920,469</u>	

Analysis

Rotherham finished 2015/16 with the second highest cost growth in South Yorkshire (6.8%) and third highest item growth (3.4%). PRESCQIPP data demonstrated that Rotherham had the highest cost growth in the cluster (7.04%) and the second highest item growth (3.40%).

At year end 2016/17 Rotherham's prescribing cost growth = -1.55% is below that of Barnsley (0.83%), Doncaster (0.24%), and Sheffield (-0.24%), Wakefield (-1.05%), the regional average (-0.38%) and England (-0.79%) RDTC data. PRESCQIPP data has Rotherham's 12 month cost growth at (-1.29%) = 10th of the 11 CCGs in the cluster.

Item growth (2.14%) remains strong, but is slowly decreasing the RDTC report places Rotherham 11th from 23 Yorkshire & Humber CCGs, this is below the Yorks & Humber average (2.19%) but slightly above the national average (1.98%). PRESCQIPP data shows Rotherham to have the 6th strongest item growth in the cluster (2.55%) below that of Barnsley and Doncaster.

29 of Rotherham's 31 practices have stopped third party ordering and this is delivering savings and impacting on item growth. Substantial reductions are being observed in the number of prescriptions issued for some high volume low cost products (e.g Laxatives -5%, paracetamol -5%, emollients -14%). There is evidence that pharmacies are still completing the right hand side of the patients prescription and posting these in practices "post-boxes", sometimes after practice opening hours. There is the potential have a greater impact on reducing medicines waste especially if the MMT could be more active in managing the ordering of medication by nursing homes, but this will require the investment in additional pharmacy technicians.

There are only two areas of cost growth attributed to new products these are;

New oral anticoagulants (NOACs) £349,000 (38%) annual cost pressure

Antidiabetic drugs £378,720 (20%) annual cost pressure

Both of these cost pressures were predicted. The MMT are working closely with haematology at TRFT and it is expected that NOAC cost growth will continue at the expense of the cheaper established agent warfarin. Rotherham needs to encourage the greater use of anticoagulants as our performance as reported by Right Care is relatively poor. Rotherham's NOAC cost growth is in line with national cost growth.

Antidiabetic prescribing is in line with the CCGs guidelines and NICE and strong cost is anticipated for a further 12 months. Rotherham's performance in managing diabetes is reactively poor as reported by Right Care.

There are a number of drugs where large price increases are resulting in a subsequent cost pressure these are detailed below Based on 04 2016/17 data

Drug	Cost\item previous 12 months	Cost\item current12 months	12 cost growth	Current cost\item	Previous cost\item	Comment
Lercanidipine	£52,172	£123,820	£41,404	£7.00	£4.53	prescribers advised to use an alternative
Clonazepam	£41,669	£16,065	£23,545	£16.00	£8.66	No alternative
Fludrocortisone	£67,124	£4,202	£68,346	£34.72	£4.79	No alternative
Nefopam	£856,238	£188,590	£627,085	£63.30	£22.27	Pain guidelines under review
Oral Iron	£287,589	£168,947	£63,854	£4.36	£3.64	No alternative
Alimemazine	£131,079	£39,645	£107,424	£279.68	£110.64	Patients being reviewed
Procyclidine	£73,768	£27,741	£69,553	£20.0	£11.89	No alternative
Mirtazapine	£65814	£108,617	£42,803	£2.,29	£1.63	Difficult to switch
Trazodone	£256,936	£187,766	£42,596	£23.44	£21.72	Difficult to switch established patients
Trimipramine	£85,216	£35,328	£44,773	£335.50	£148.51	Switches to be considered.
Total			£1,131,383			

This cost growth is negating the benefits of the category M price reductions. It is not anticipated that Cat M will have a positive impact on cost growth in 2017/18

- Branded generics

11 branded generics have been introduced during 2016/17, with the aim of reducing prescribing costs. Patients will be switched to the preferred brand by the Medicine Management Team, practice computers have been programmed to remind prescribers with a “pop-up” message to prescribe the preferred brand, and all 11 schemes have been delivered to date. Unfortunately the early switches are not being maintained by practices and the percentages of patients on the recommended brands are showing signs of decline.

The CCG has agreed to purchase prescribing decision software (Scriptswitch) to support the branded generics programme and promote guideline drugs. Scriptswitch became operational as of May 2017 and the MMT are currently populating the data-base.

Savings YTD= £608,213

- Practice Prescribing Projects

7 projects have been delivered across all Rotherham practices to improve both the cost effectiveness and quality of prescribing, 10 schemes have been delivered to date.

Estimated savings = £369,150

- Stopping Third Party Ordering

To date 21 practices have stopped third party ordering this will have increased to 29 by May 2017

Item growth in the practices that have stopped third party ordering ranges from -0.71% to -9.65% this compares to an item growth of 3.4% in practices that continue to allow third party ordering.

Item growth in practices that allow third party ordering = 3.4%. If this had occurred across all the CCGs practices this will have added £1,428,765 to the 2016/17prescribing total.

Estimated savings YTD. = £401,372.

- Prescribing projects

The MMT manage 5 prescribing projects where the prescribing of nutritional projects, continence & stoma equipment and woundcare products has been removed from the GPs and is managed by other health care professionals.

This resulted in a combined efficiency of £1,111,244 in 2016/17

A new series of branded generic and prescribing projects will be implemented in 2017-18.

The MMTs prescribing projects and waste campaign attract national interest and since over the last 12 months 28 NHS organisations have contacted the CCGs MMT requesting information.

The total efficiency from all MM work streams in 2016/17 = **£4,920,469**

Stuart Lakin
Head of Medicines Management
NHS Rotherham CCG.
June 2017.